

from

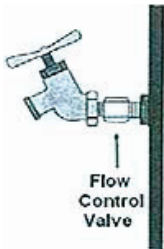
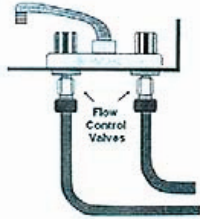
**IMPACT**®

Your Single Source..

## Watermiser® Water Control Valve

Conserve *Water*...  
Reduce *Energy*...  
Save *Money*...

Flow control valves reduce water flow up to 85% without a loss in consumer satisfaction. The gallons per minute can be varied to fit the function (depending on which valve size is used). Located under the sink, these tamper resistant flow control valves go undetected by the faucet user.



- Cost Effective
- Anti-Clog
- Easy to Install
- Consumer Satisfaction
- Bi-Directional
- Comes in Three Sizes

You may gain valuable LEED Credits by installing Watermiser® Flow Control Valves in your facility. For more information, contact your local LEED Auditor or visit [www.usgbc.org](http://www.usgbc.org).




0909WMS


IMPACT PRODUCTS LLC • 2840 Centennial Road • Toledo, Ohio 43617  
tel 800.333.1541 • fax 800.333.1531 • [www.impact-products.com](http://www.impact-products.com)

## Watermiser® Water Control Valves

- reduces water flow in faucets, showers and hose bibs from 40% to 85%
- flow control valves are ideal for schools, universities, hospitals, restaurants, office buildings or any place faucets are used
- pays for itself quickly with lower water, sewer and energy bills
- solid brass, self-cleaning patented valves will not clog and bi-directional valves can be installed in either direction
- easy to install - attach directly to faucets, shower arms and hose bibs
- made in USA
- meets State and Federal "Lead Free" regulations
- LEED Credits are offered with water flow control valves
- replaces need for aerators and reduces the chance of vandalism



A water flow control device that *reduces* water-flow in faucets, showers and hose bibs by up to 85%.



Cross



Section

Item	Description	Color/Scent	Size	Case Pack
8125	Watermiser® Water Control Valve	brass	1.25 GPM	1 pr./bg.; 12 bg./cs.
8150	Watermiser® Water Control Valve	brass	1.50 GPM	1 pr./bg.; 12 bg./cs.
8175	Watermiser® Water Control Valve	brass	1.75 GPM	1 pr./bg.; 12 bg./cs.

**With Watermiser® Valves in place, the reduction in water flow is undetectable by the faucet user.**