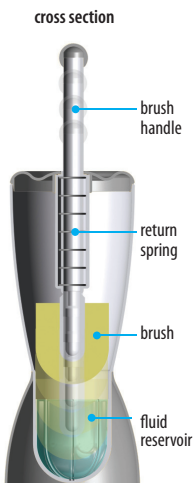


Lower the brush to raise your hygiene standards



To clean this toilet brush after use, simply place the brush into its holder and depress the handle to dip the brush head into the reservoir.

Agitating the brush head against the ribs in the reservoir by twisting the handle assists the cleaning process.


Its spring loaded action returns the handle to its original position, out of the fluid, so that the brush head is clean and ready for the next use.

An optional bracket allows the Dip-San to be wall-mounted



Sanitizing Ring


This optional accessory is a disinfectant-filled o-ring that fits into the top of the Dip-San and wipes clean the handle every time it is depressed



0909DSS

dip-san[®] Self-Cleaning Toilet Brush System

- self-contained system provides sanitary and convenient storage and cleaning
- reservoir holds cleaning solution and contains "cleaning ribs" on wall
- spring loaded handle allows brush to dip into cleaning solution and return clean brush to stored position
- solution not included
- optional Plastic Cleaning Ring with disinfectant insert cleans handle each time it is depressed (175R)
- insert/refills for O-Ring available separately (175IT)
- optional wall bracket for mounting (175BA)
- replacement brush head available (175B)



Item	Description	Color	Size	Case Pack
175	Toilet Brush System	gray/white/green	15.5" H x 6" dia.	12/cs.
175BA	Wall-Mount Bracket (optional)	gray	4.5" H x 6" D x 4.5" W	100/cs.
175R	Plastic Cleaning Ring (ring only)	green	1" H x 3.75" dia.	400/cs.
175IT	Insert Refills for Cleaning Ring	yellow	fits 175R	25/tub; 24 tubs/cs.
175B	Replacement Brush Head	white	fits 175	280/cs.